

Connector of KTM Speedometer (2003 LC8 EU version) v1.2

Use on own risk! - Nutzung auf eigene Gefahr!

KTM Part Numbers:
Speedometer: 600.14.069.100 (2003 LC8)
Plug: 000.70.000.0AA
Anti Vibration mounting Rubber (3x): 582.14.069.051

Function Color				Color Function					
Fernbedienung (Mode)	remote control (Mode)	ye-br	11	● ●	1	br-re	Ffuel level sensor	SpritStand Geber	R gegen Masse
Fernbedienung (Trip 2 -)	remote control (Trip 2 -)	ye	12	● ●	2	br	GND	Masse	
Fernbedienung (Trip 2 +)	remote control (Trip 2 +)	gn-re	13	● ●	3	bl	right flasher	Blinker rechts	SW gegen +12V
Geschwindigkeitssensor Pin 3	speed sensor Pin 3	br-bl	14	● ●	4	pu	left flasher	Blinker links	SW gegen +12V
Geschwindigkeitssensor Pin 2	speed sensor Pin 2	bl-or	15	● ●	5	bu	High Beam	Aufbeldnlicht	SW gegen +12V
	GND	-	16	● ●	6	gn-bl	neutral switch	Leerlauf Geber	SW gegen GND
	?	-	17	● ●	7	gn-gr	oil pressur switch	Öldruck Geber	SW gegen GND
	?	-	18	● ●	8	-	FI indicator	FI Anzeige	SW gegen GND
Temperatur Sensor	tempearture sensor	ye-bl	19	● ●	9	ye-bu	+12V (ignition)	+12V (Zündung)	
	?	-	20	● ●	10	re-wh	+12V (permanent)	+12V (permanent)	

remote control / Fernbedienung:

3 Tasten jeweils gegen Masse (br) geschaltet

3 buttons switching to GND (br)









	bl black / schwarz
	ye yellow / gelb
	bu blue / blau
	gn green / grün
	re red / rot
	wh white / weiß
	br brown / braun
	or orange / orange
	pi pinkk / rosa
	gr grey / grau
	pu purple / violett

GND / Masse

main Cockpit Connector of KTM LC4 (1999 EU version) v1.0

Use on own risk! - Nutzung auf eigene Gefahr!






Function Color

	Color	Function
1		pu flascher Blinker
2		ye-bu +12V switched by ignition key
3		ye-bl Temp Indicator
4		gn-bl Neutral Pos
5		bu High Beam
6		bl Flascher / Indicator
7		wh +12V Lights
8		br GND
9	-	- not connected

main Ignition Key Connector of KTM LC4 (1999 EU version) v1.0








Use on own risk! - Nutzung auf eigene Gefahr!

Function Color

	Color	Color in	Color inside key	Function
1		bl	gn-bl	+12V for HeadLights
2		ye-re	ye	+12V from Generator
3		ye-re	gn	+12V from Generator
4		ye-bu	or	+12V switched by ignition key
5		br	bu	GND / Masse
6	-	-	re-wh	not connected

Meaning of some Cablecolors LC4 '99 Sixdays. v1.0

Use on own risk! - Nutzung auf eigene Gefahr!

Color	Function
	br GND / Masse
	ye-re +12V from Generator / +12V vom generator
	ye-bu +12V switched by ignition key - for indicator, fan, ...
	re starter
	wh +12V switched by ignition Key - for head lights
	or +12V switched by emergency stop switch (engine supply)
	gn-wh Breaking lights